

The components of LexNet Smart Wi-Fi

ADAPT

Want more from your Wi-Fi? **Adapt** optimizes your network by automatically load balancing between two frequency bands: 2.4 GHz and 5 GHz.

2.4
GHz

- Lower data rate
- Larger coverage area

5
GHz

- Higher data rate
- Smaller coverage area





GUARD

Amidst today's online threats, your data deserves best-in-class security. **Guard** actively protects your devices by employing latest encryption standard produced by IEEE, ad blocking, advanced IOT protection, and more.



CONTROL

Take charge of your Wi-Fi with **Control's** intuitive tools for managing users, devices, and internet access.

-  You can set passwords to expire
-  Create user profiles
-  Filter content for younger guests
-  Set internet freezes and bedtimes



 LexNet Smart Wi-Fi

 Plume®

Visit our website to learn more about **LexNet Smart Wi-Fi**.

lexnet1.com